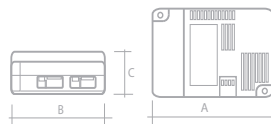
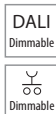




$t_a -10^{\circ} \div +40^{\circ}C$



Part Number	I <sub>out</sub>	V <sub>out</sub> Led Min	V <sub>out</sub> Led Max	W	Dimensions A x B x C	Protocol
A40CCBXL60DB	250÷750mA	30V	85V	60W	125 x 74 x 35	DALI / PUSH
A40CCBXH60DB	800÷1500mA	10V	48V	60W	125 x 74 x 35	DALI / PUSH

CCBXL60D

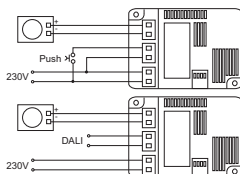
I <sub>o</sub>	V <sub>o(min)</sub>	V <sub>o(max)</sub>	P <sub>o(max)</sub>
250mA	50V	80V	20W
350mA	45V	85V	30W
450mA	35V	85V	38W
500mA	35V	85V	42W
550mA	30V	85V	46W
600mA	30V	85V	51W
700mA	30V	85V	59W
750mA	30V	80V	60W

CCBXH60D

I <sub>o</sub>	V <sub>o(min)</sub>	V <sub>o(max)</sub>	P <sub>o(max)</sub>
800mA	25V	47V	37W
900mA	20V	48V	43W
1000mA	18V	48V	48W
1100mA	18V	48V	52W
1200mA	12V	48V	57W
1300mA	10V	46V	60W
1400mA	10V	42V	60W
1500mA	10V	40V	60W



Datasheet download



## Alimentatore Multicurrent - DALI & Push

- Alimentatore indipendente - IP20 - Classe II di isolamento - SELV
- Uscita in corrente costante regolabile da 700 a 1500mA, ±5%, programmabile con Dip-Switches (vedi schema)
- Comando della luce: DALI o pulsante sul lato primario
- Protezione autoripristinante contro le sovratemperature, contro il circuito aperto ed i corto-circuiti sul secondario.
- Morsetti rapidi
- Pressacavo adatto a vari tipi di cavo, sia tondi che piatti
- Alimentazione: 200V ÷ 240V/AC - Uscita stabilizzata

## Multicurrent Driver - DALI & Push

- For independent mounting - IP20 - Insulation class II - SELV
- Output in constant current from 700 to 1500mA ±5%, settable by DIP-Switches (see diagram)
- Light control by DALI or PUSH on the primry side
- Self-resetting protection against overtemperatures, open circuit and against output short circuits
- Fast terminals
- Cable clamp for flat and round cables
- Input voltage: 200V ÷ 240V/AC - Steady output