

ZIPB Interface 12/24V Zigbee/BLE/Push

Smart Light Control

144/288
Watt



PF
 $\lambda \geq 0,99$

IP 20



EMC



M

M

F

110

SELV

$t_a -10^{\circ} \div +45^{\circ}C$



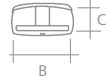
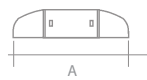
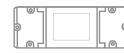
45 mm



Voice Control



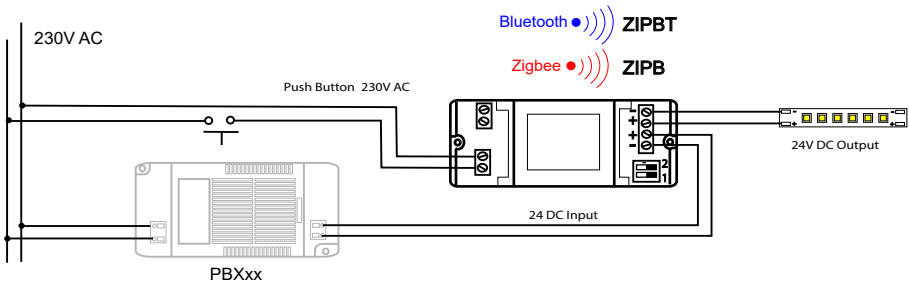
Dimmable



A

B

Part Number	Control	Input Vmin	Input Vmax	Output Imax	Output Vmax	W	Dimensions A x B x c
A40ZIPB0000B	Zigbee/BLE/PUSH	12V	24V	12A	Vin-0,5	144/288W	138 x 40 x 28,5
A40ZIPBT000B	BLE/modulo TUYA	12V	24V	12A	Vin-0,5	144/288W	138 x 40 x 28,5



Datasheet download



Instruction download

🇮🇹 Interfaccia LED Wireless Zigbee+BLE +Push

- Uscita in tensione costante PWM 250Hz
- Comando Zigbee 3.0 + Bluetooth Low Energy
- Disponibile APP Android, IOS
- Comando a pulsante dul lato primario con possibilità di impianti multipli e sincronizzati

🇬🇧 Wireless Led Interface Zigbee+BLE + Push

- Output in steady voltage PWM 250Hz
- Zigbee 3.0 + Bluetooth Low Energy control
- APP IOS/ANDROID available
- Isolated PUSH on the primary
- Short circuit protection

